


## Luminaire Photograph



Light Output Ratio:	43.1%	
Luminaire Power:	11.22 W	
SHR Nominal:	0.50	Calculated using the TM5
SHR Maximum:	0.60	fine grid method.

C Range: 0 - 360DEG  
C Interval: 30.0DEG  
Test Speed: HIGH  
Temperature: 25.3 °C  
Operators: zoe  
Test Date: 2024-01-03

γ Range: 0 - 180DEG  
γ Interval: 1.0DEG  
Test System: EVERFINE GO-SPEX500\_V1 SYSTEM V2.00.461  
Humidity: 65.0%  
Test Distance: 3.160m [K=1.0000]  
Remarks: LAMP: BXRV-DR-1830G-100Z-A-23 Ra:90  
LENS: PM-1103B 36R+DIFFUSER  
DRIVER: PUP10A-1WMC-700 500mA  
30minutes warm-up

## LUMINOUS INTENSITY DISTRIBUTION DIAGRAM

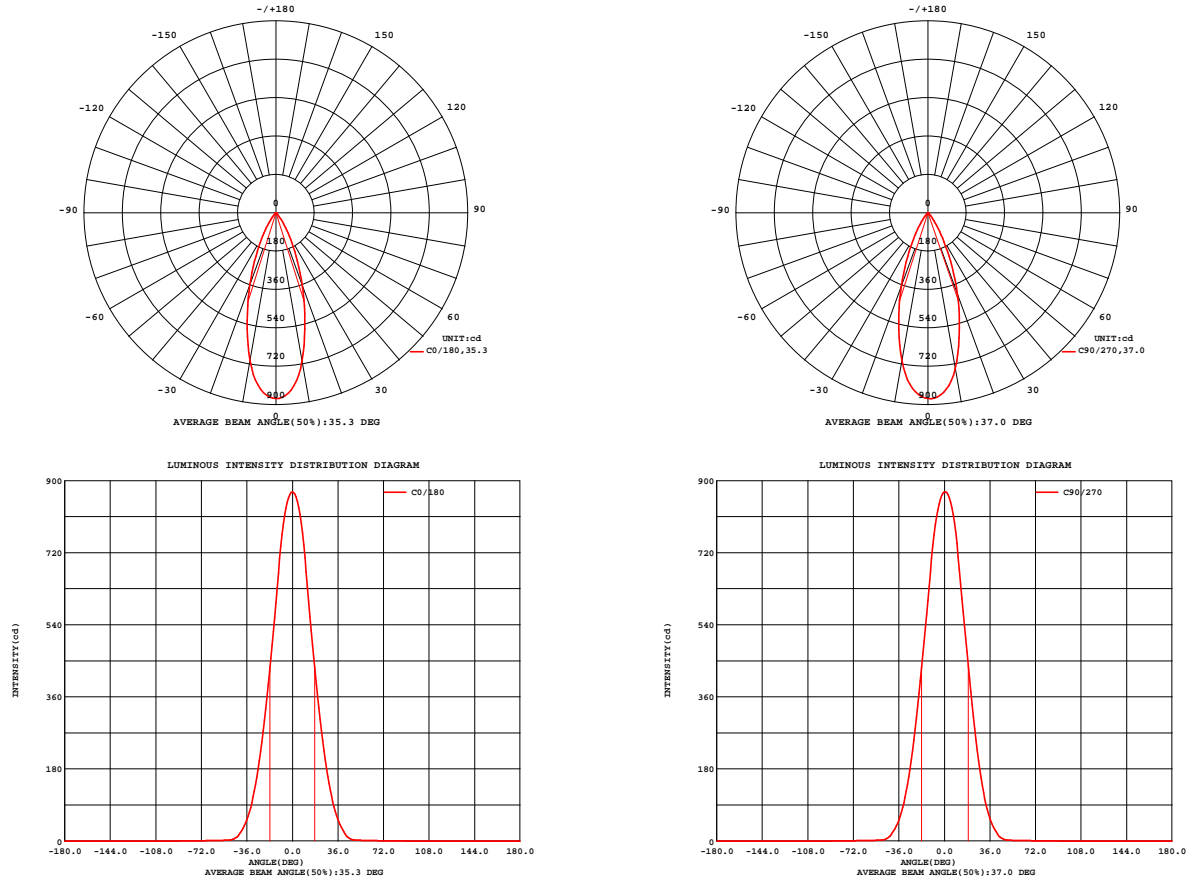


Fig. C0/C180

Fig. C90/C270

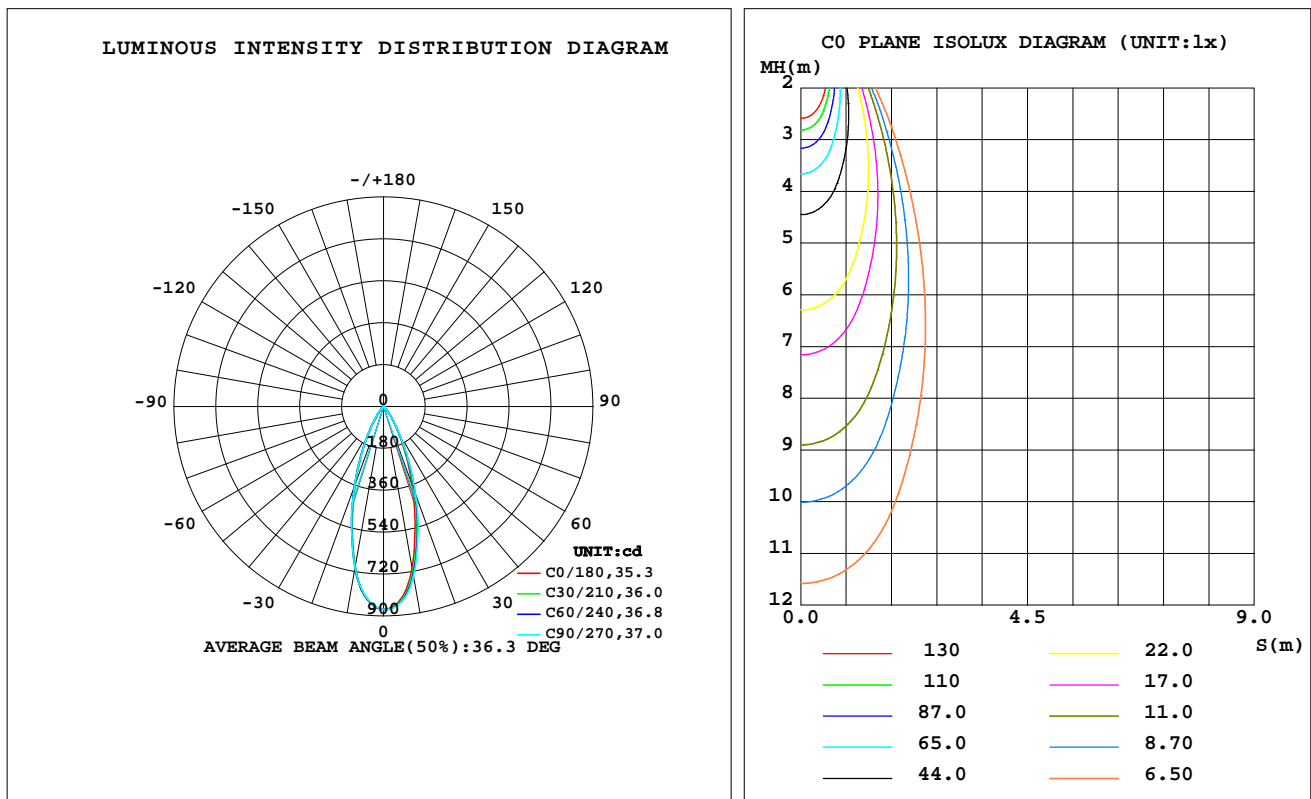
C Range: 0 - 360DEG  
C Interval: 30.0DEG  
Test Speed: HIGH  
Temperature: 25.3 °C  
Operators: zoe  
Test Date: 2024-01-03

$\gamma$  Range: 0 - 180DEG  
 $\gamma$  Interval: 1.0DEG  
Test System: EVERFINE GO-SPEX500\_V1 SYSTEM V2.00.461  
Humidity: 65.0%  
Test Distance: 3.160m [K=1.0000]  
Remarks: LAMP: BXR-V-DR-1830G-100Z-A-23 Ra: 90  
LENS: PM-1103B 36R+DIFFUSER  
DRIVER: PUP10A-1WMC-700 500mA  
30minutes warm-up

## LUMINAIRE PHOTOMETRIC TEST REPORT

Test:U:120.18V I:0.0945A P:11.219W PF:0.9866 Freq:59.98Hz Lamp Flux:889.25x1 lm		
NAME: 2118.565-LEA-09B-DW	TYPE:	WEIGHT:
SPEC.: 3000K	DIM.:	SERIAL No.: 2401030006
MFR.: RISE	SUR.: 0.001319585m2	Shielding Angle:

DATA OF LAMP		PHOTOMETRIC DATA				Eff: 34.15 lm/W
MODEL	Bridgelux	Imax(cd)	871.9	S/MH(C0/180)	0.57	
NOMINAL POWER(W)	11	LOR(%)	43.1	S/MH(C90/270)	0.58	
RATED VOLTAGE(V)	120	TOTAL FLUX(lm)	383.11	$\eta$ UP,DN(C0-180)	0.0,22.1	
NOMINAL FLUX(lm)	889.25	CIE CLASS	DIRECT	$\eta$ UP,DN(C180-360)	0.0,21.0	
LAMPS INSIDE	1	$\eta$ up(%)	0.0	CIBSE SHR NOM	0.50	
TEST VOLTAGE(V)	120	$\eta$ down(%)	43.1	CIBSE SHR MAX	0.60	



C Range: 0 - 360DEG  
C Interval: 30.0DEG  
Test Speed: HIGH  
Temperature:25.3℃  
Operators:zoe  
Test Date:2024-01-03

$\gamma$  Range: 0 - 180DEG  
 $\gamma$  Interval: 1.0DEG  
Test System:EVERFINE GO-SPEX500\_V1 SYSTEM V2.00.461  
Humidity:65.0%  
Test Distance:3.160m [K=1.0000]  
Remarks: LAMP:BXRV-DR-1830G-100Z-A-23 Ra:90  
LENS:PM-1103B 36R+DIFFUSER  
DRIVER:PUP10A-1WMC-700 500mA  
30minutes warm-up

## ZONAL FLUX DIAGRAM

### ZONAL FLUX DIAGRAM:

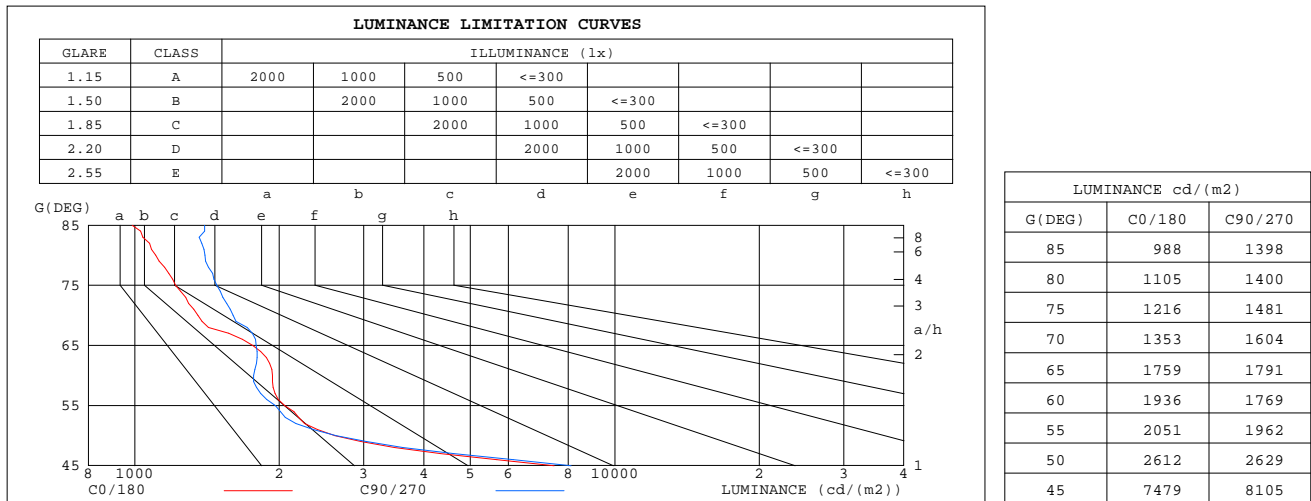
$\gamma$	C0	C45	C90	C135	C180	C225	C270	C315	$\gamma$	$\Phi$ zone	$\Phi$ total	%lum,lamp
10	707.1	729.5	742.2	722.4	704.2	703.1	705.6	703.8	0- 10	75.88	75.88	19.8,8.53
20	362.0	391.6	405.6	379.8	359.8	364.7	368.4	359.2	10- 20	148.2	224.1	58.5,25.2
30	126.6	135.1	138.4	131.7	124.0	124.1	123.9	122.9	20- 30	106.9	330.9	86.4,37.2
40	27.60	28.36	28.47	28.44	26.31	26.22	25.75	25.93	30- 40	41.84	372.8	97.3,41.9
50	2.216	2.206	2.231	2.278	2.227	2.227	2.265	2.194	40- 50	7.250	380.0	99.2,42.7
60	1.278	1.165	1.167	1.189	1.281	1.339	1.419	1.352	50- 60	1.419	381.4	99.6,42.9
70	0.6107	0.6770	0.7240	0.7150	0.6735	0.6505	0.6879	0.5756	60- 70	1.045	382.5	99.8,43
80	0.2531	0.2878	0.3209	0.3156	0.2962	0.2687	0.2485	0.2374	70- 80	0.4788	383.0	100,43.1
90	0	0	0	0	0	0	0	0	80- 90	0.1463	383.1	100,43.1
100	0	0	0	0	0	0	0	0	90-100	0	383.1	100,43.1
110	0	0	0	0	0	0	0	0	100-110	0	383.1	100,43.1
120	0	0	0	0	0	0	0	0	110-120	0	383.1	100,43.1
130	0	0	0	0	0	0	0	0	120-130	0	383.1	100,43.1
140	0	0	0	0	0	0	0	0	130-140	0	383.1	100,43.1
150	0	0	0	0	0	0	0	0	140-150	0	383.1	100,43.1
160	0	0	0	0	0	0	0	0	150-160	0	383.1	100,43.1
170	0	0	0	0	0	0	0	0	160-170	0	383.1	100,43.1
180	0	0	0	0	0	0	0	0	170-180	0	383.1	100,43.1
DEG	LUMINOUS INTENSITY:cd									UNIT:lm		

C Range: 0 - 360DEG  
C Interval: 30.0DEG  
Test Speed: HIGH  
Temperature:25.3℃  
Operators:zoe  
Test Date:2024-01-03

$\gamma$  Range: 0 - 180DEG  
 $\gamma$  Interval: 1.0DEG  
Test System:EVERFINE GO-SPEX500\_V1 SYSTEM V2.00.461  
Humidity:65.0%  
Test Distance:3.160m [K=1.0000]  
Remarks: LAMP:BXRV-DR-1830G-100Z-A-23 Ra:90  
LENS:PM-1103B 36R+DIFFUSER  
DRIVER:PUP10A-1WMC-700 500mA  
30minutes warm-up

### LUMINANCE LIMITATION CURVES

Test:U:120.18V I:0.0945A P:11.219W PF:0.9866 Freq:59.98Hz Lamp Flux:889.25x1 lm		
NAME: 2118.565-LEA-09B-DW	TYPE:	WEIGHT:
SPEC.: 3000K	DIM.:	SERIAL No.: 2401030006
MFR.: RISE	SUR.: 0.001319585m2	Shielding Angle:



C Range: 0 - 360DEG  
C Interval: 30.0DEG  
Test Speed: HIGH  
Temperature:25.3℃  
Operators:zoe  
Test Date:2024-01-03

γ Range: 0 - 180DEG  
γ Interval: 1.0DEG  
Test System:EVERFINE GO-SPEX500\_V1 SYSTEM V2.00.461  
Humidity:65.0%  
Test Distance:3.160m [K=1.0000]  
Remarks: LAMP:BXRV-DR-1830G-100Z-A-23 Ra:90  
LENS:PM-1103B 36R+DIFFUSER  
DRIVER:PUP10A-1WMC-700 500mA  
30minutes warm-up

## CU AND LUMINAIRE BUDGETARY ESTIMATE DIAGRAM

Test:U:120.18V I:0.0945A P:11.219W PF:0.9866 Freq:59.98Hz  
Lamp Flux:889.25x1 lm

NAME: 2118.565-LEA-09B-DW

TYPE:

WEIGHT:

SPEC.: 3000K

DIM.:

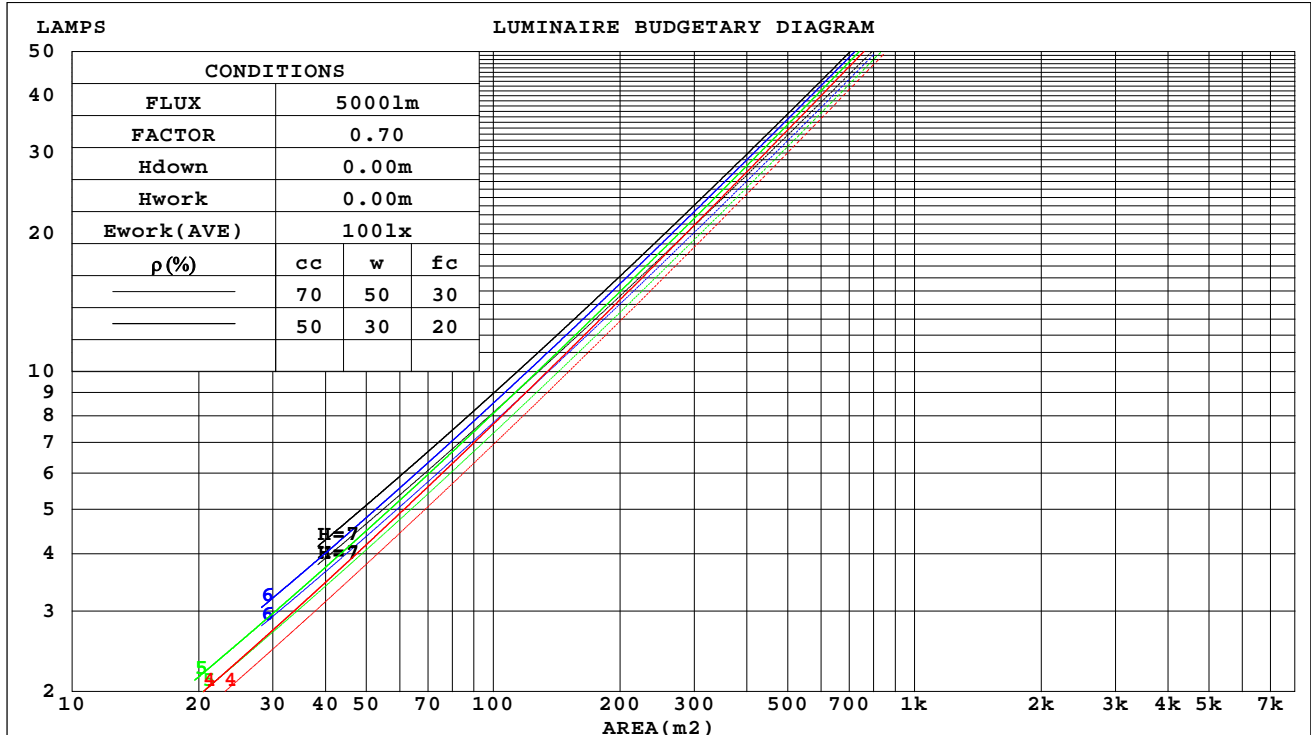
SERIAL No.: 2401030006

MFR.: RISE

SUR.: 0.001319585m2

Shielding Angle:

$\rho_{cc}$	80%			70%			50%			30%			10%			0
$\rho_w$	50%	30%	10%	50%	30%	10%	50%	30%	10%	50%	30%	10%	50%	30%	10%	0
$\rho_{fc}$	20%			20%			20%			20%			20%			0
RCR	RCR:Room Cavity Ratio			Coefficients of Utilization(CU)												
0.0	.51	.51	.51	.50	.50	.50	.48	.48	.48	.46	.46	.46	.44	.44	.44	.43
1.0	.48	.47	.46	.47	.46	.46	.46	.45	.44	.44	.43	.43	.42	.42	.42	.41
2.0	.45	.44	.43	.45	.43	.42	.43	.42	.41	.42	.41	.40	.41	.40	.40	.39
3.0	.43	.41	.40	.42	.41	.39	.41	.40	.39	.40	.39	.38	.39	.38	.38	.37
4.0	.41	.39	.37	.40	.38	.37	.39	.38	.36	.39	.37	.36	.38	.37	.36	.35
5.0	.39	.37	.35	.38	.36	.35	.38	.36	.35	.37	.35	.34	.36	.35	.34	.33
6.0	.37	.35	.33	.37	.34	.33	.36	.34	.33	.35	.34	.33	.35	.33	.32	.32
7.0	.35	.33	.31	.35	.33	.31	.34	.33	.31	.34	.32	.31	.33	.32	.31	.30
8.0	.34	.31	.30	.33	.31	.30	.33	.31	.30	.33	.31	.30	.32	.31	.30	.29
9.0	.32	.30	.29	.32	.30	.29	.32	.30	.28	.31	.30	.28	.31	.29	.28	.28
10.0	.31	.29	.27	.31	.29	.27	.30	.29	.27	.30	.28	.27	.30	.28	.27	.27



C Range: 0 - 360DEG  
C Interval: 30.0DEG  
Test Speed: HIGH  
Temperature:25.3℃  
Operators:zoe  
Test Date:2024-01-03

$\gamma$  Range: 0 - 180DEG  
 $\gamma$  Interval: 1.0DEG  
Test System:EVERFINE GO-SPEX500\_V1 SYSTEM V2.00.461  
Humidity:65.0%  
Test Distance:3.160m [K=1.0000]  
Remarks: LAMP:BXRV-DR-1830G-100Z-A-23 Ra:90  
LENS:PM-1103B 36R+DIFFUSER  
DRIVER:PUP10A-1WMC-700 500mA  
30minutes warm-up

### WEC AND CCEC

Test:U:120.18V I:0.0945A P:11.219W PF:0.9866 Freq:59.98Hz Lamp Flux:889.25x1 lm		
NAME: 2118.565-LEA-09B-DW	TYPE:	WEIGHT:
SPEC.: 3000K	DIM.:	SERIAL No.: 2401030006
MFR.: RISE	SUR.: 0.001319585m2	Shielding Angle:

pcc	80%			70%			50%			30%			10%			0
pw	50%	30%	10%	50%	30%	10%	50%	30%	10%	50%	30%	10%	50%	30%	10%	0
pfc	20%			20%			20%			20%			20%			0
RCR	RCR:Room Cavity Ratio						Wall Exitance Coefficients(WEC)									
0.0																
1.0	.068	.039	.012	.065	.037	.012	.060	.034	.011	.055	.032	.010	.050	.029	.009	
2.0	.064	.035	.011	.062	.034	.010	.057	.032	.010	.053	.030	.009	.049	.028	.009	
3.0	.060	.032	.010	.058	.031	.009	.055	.030	.009	.051	.028	.009	.048	.027	.008	
4.0	.057	.030	.009	.055	.029	.009	.052	.028	.008	.049	.026	.008	.046	.025	.008	
5.0	.054	.028	.008	.053	.027	.008	.050	.026	.008	.047	.025	.007	.045	.024	.007	
6.0	.052	.026	.007	.050	.025	.007	.048	.025	.007	.046	.024	.007	.044	.023	.007	
7.0	.049	.024	.007	.048	.024	.007	.046	.023	.007	.044	.023	.007	.042	.022	.006	
8.0	.047	.023	.006	.046	.023	.006	.044	.022	.006	.043	.022	.006	.041	.021	.006	
9.0	.045	.022	.006	.044	.022	.006	.043	.021	.006	.041	.021	.006	.040	.020	.006	
10.0	.044	.021	.006	.043	.021	.006	.041	.020	.006	.040	.020	.006	.038	.019	.006	

pcc	80%			70%			50%			30%			10%			0	
pw	50%	30%	10%	50%	30%	10%	50%	30%	10%	50%	30%	10%	50%	30%	10%	0	
pfc	20%			20%			20%			20%			20%			0	
RCR	RCR:Room Cavity Ratio						Ceiling Cavity Exitance Coefficients(CCEC)										
0.0	.082	.082	.082	.070	.070	.070	.048	.048	.048	.027	.027	.027	.009	.009	.009		
1.0	.073	.068	.063	.063	.058	.054	.043	.040	.038	.025	.023	.022	.008	.007	.007		
2.0	.066	.057	.050	.057	.049	.043	.039	.034	.030	.022	.020	.018	.007	.006	.006		
3.0	.060	.049	.040	.052	.042	.035	.035	.029	.024	.020	.017	.014	.007	.006	.005		
4.0	.055	.042	.033	.047	.037	.028	.033	.026	.020	.019	.015	.012	.006	.005	.004		
5.0	.051	.037	.027	.044	.032	.023	.030	.023	.017	.018	.013	.010	.006	.004	.003		
6.0	.048	.033	.023	.041	.029	.020	.028	.020	.014	.016	.012	.008	.005	.004	.003		
7.0	.045	.030	.019	.038	.026	.017	.027	.018	.012	.015	.011	.007	.005	.003	.002		
8.0	.042	.027	.017	.036	.023	.014	.025	.016	.010	.015	.010	.006	.005	.003	.002		
9.0	.040	.025	.014	.034	.021	.013	.024	.015	.009	.014	.009	.005	.004	.003	.002		
10.0	.038	.023	.013	.033	.020	.011	.023	.014	.008	.013	.008	.005	.004	.003	.002		

C Range: 0 - 360DEG  
C Interval: 30.0DEG  
Test Speed: HIGH  
Temperature:25.3℃  
Operators:zoe  
Test Date:2024-01-03

γ Range: 0 - 180DEG  
γ Interval: 1.0DEG  
Test System:EVERFINE GO-SPEX500\_V1 SYSTEM V2.00.461  
Humidity:65.0%  
Test Distance:3.160m [K=1.0000]  
Remarks: LAMP:BXRV-DR-1830G-100Z-A-23 Ra:90  
LENS:PM-1103B 36R+DIFFUSER  
DRIVER:PUP10A-1WMC-700 500mA  
30minutes warm-up

## UGR(Unified Glare Rating) Table

Test:U:120.18V I:0.0945A P:11.219W PF:0.9866 Freq:59.98Hz Lamp Flux:889.25x1 lm										
NAME: 2118.565-LEA-09B-DW					TYPE:			WEIGHT:		
SPEC.: 3000K					DIM.:			SERIAL No.: 2401030006		
MFR.: RISE					SUR.: 0.001319585m2			Shielding Angle:		
ceiling/cavity	0.7	0.7	0.5	0.5	0.3	0.7	0.7	0.5	0.5	0.3
walls	0.5	0.3	0.5	0.3	0.3	0.5	0.3	0.5	0.3	0.3
working plane	0.2	0.2	0.2	0.2	0.2	0.2	0.2	0.2	0.2	0.2
Room dimensions	Viewed crosswise					Viewed endwise				
x = 2H y = 2H	15.9	16.7	16.1	16.8	17.0	16.1	16.9	16.3	17.0	17.2
3H	15.7	16.5	16.0	16.7	16.8	15.9	16.7	16.2	16.9	17.1
4H	15.7	16.4	15.9	16.6	16.8	15.9	16.6	16.1	16.8	17.0
6H	15.6	16.2	15.9	16.5	16.7	15.8	16.5	16.1	16.7	16.9
8H	15.5	16.2	15.8	16.4	16.7	15.8	16.4	16.1	16.7	16.9
12H	15.5	16.1	15.8	16.4	16.6	15.7	16.3	16.0	16.6	16.9
4H 2H	15.6	16.3	15.9	16.5	16.8	15.8	16.5	16.1	16.7	17.0
3H	15.5	16.1	15.8	16.4	16.6	15.7	16.3	16.0	16.6	16.8
4H	15.4	16.0	15.8	16.3	16.6	15.6	16.2	16.0	16.5	16.8
6H	15.4	15.8	15.7	16.2	16.5	15.6	16.1	16.0	16.4	16.7
8H	15.3	15.8	15.7	16.1	16.5	15.5	16.0	15.9	16.3	16.7
12H	15.3	15.7	15.7	16.1	16.4	15.5	15.9	15.9	16.3	16.7
8H 4H	15.3	15.8	15.7	16.1	16.5	15.5	16.0	15.9	16.3	16.7
6H	15.2	15.6	15.7	16.0	16.4	15.4	15.8	15.9	16.2	16.6
8H	15.2	15.5	15.6	15.9	16.4	15.4	15.7	15.9	16.2	16.6
12H	15.1	15.4	15.6	15.9	16.3	15.4	15.7	15.8	16.1	16.6
12H 4H	15.2	15.7	15.7	16.0	16.4	15.5	15.9	15.9	16.2	16.6
6H	15.2	15.5	15.6	15.9	16.4	15.4	15.7	15.8	16.1	16.6
8H	15.1	15.4	15.6	15.9	16.3	15.4	15.6	15.8	16.1	16.6
Variations with the observer position at spacings(CIE Pub.117):										
S = 1.0H	+ 3.6 / - 8.5					+ 3.7 / - 8.2				
1.5H	+ 6.2 / - 8.1					+ 6.3 / - 7.8				
2.0H	+ 4.6 / - 1.4					+ 4.8 / - 1.4				

CIE Pub.117, 889.3 lm Total Lamp Luminous Flux Correct (8log(F/F0) = -0.4)  
Area: 0.00131959 m2

C Range: 0 - 360DEG  
C Interval: 30.0DEG  
Test Speed: HIGH  
Temperature:25.3℃  
Operators:zoe  
Test Date:2024-01-03

γ Range: 0 - 180DEG  
γ Interval: 1.0DEG  
Test System:EVERFINE GO-SPEX500\_V1 SYSTEM V2.00.461  
Humidity:65.0%  
Test Distance:3.160m [K=1.0000]  
Remarks: LAMP:BXRV-DR-1830G-100Z-A-23 Ra:90  
LENS:PM-1103B 36R+DIFFUSER  
DRIVER:PUP10A-1WMC-700 500mA  
30minutes warm-up



### UTILIZATION FACTORS TABLE

Test:U:120.18V I:0.0945A P:11.219W PF:0.9866 Freq:59.98Hz Lamp Flux:889.25x1 lm		
NAME: 2118.565-LEA-09B-DW	TYPE:	WEIGHT:
SPEC.: 3000K	DIM.:	SERIAL No.: 2401030006
MFR.: RISE	SUR.: 0.001319585m2	Shielding Angle:

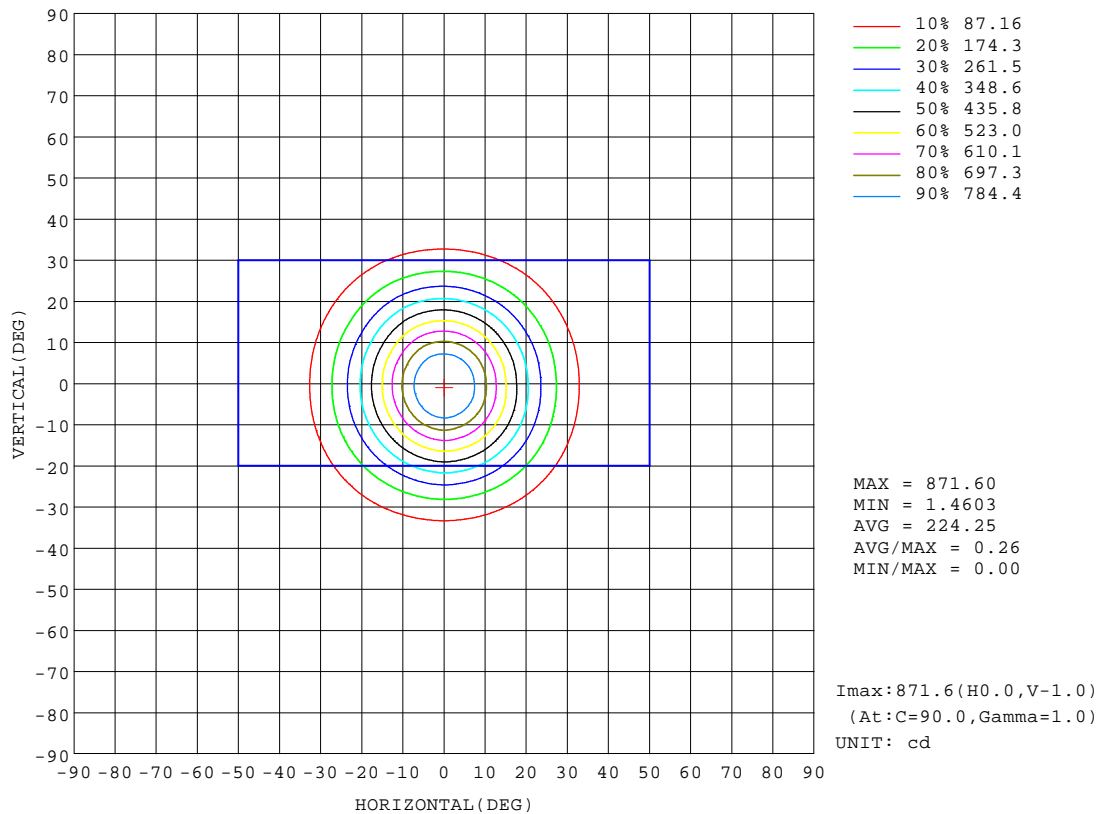
REFLECTANCE										
Ceiling	0.8	0.8	0.8	0.7	0.7	0.7	0.5	0.5	0.5	0
Walls	0.7	0.5	0.3	0.7	0.5	0.3	0.7	0.5	0.3	0
Working plane	0.2	0.2	0.2	0.2	0.2	0.2	0.2	0.2	0.2	0
ROOM INDEX	UTILIZATION FACTORS(PERCENT) $k(RI) \times RCR = 5$									
k = 0.60	39	36	35	39	36	35	38	36	35	33
0.80	42	39	38	42	39	38	41	39	38	36
1.00	43	41	40	43	41	40	42	41	39	38
1.25	45	43	42	45	43	41	44	42	41	39
1.50	46	44	43	46	44	43	45	43	42	40
2.00	47	45	44	47	45	44	45	44	43	41
2.50	48	46	45	47	46	45	46	45	44	41
3.00	48	47	46	48	46	45	46	45	45	42
4.00	49	48	47	48	47	47	47	46	45	42
5.00	50	49	48	49	48	47	47	47	46	43
ROOM INDEX	UF(total)									Direct
According to DIN EN 13032-2 2004			Suspended					SHRNOM = 1.25		

C Range: 0 - 360DEG  
C Interval: 30.0DEG  
Test Speed: HIGH  
Temperature:25.3℃  
Operators:zoe  
Test Date:2024-01-03

γ Range: 0 - 180DEG  
γ Interval: 1.0DEG  
Test System:EVERFINE GO-SPEX500\_V1 SYSTEM V2.00.461  
Humidity:65.0%  
Test Distance:3.160m [K=1.0000]  
Remarks: LAMP:BXRV-DR-1830G-100Z-A-23 Ra:90  
LENS:PM-1103B 36R+DIFFUSER  
DRIVER:PUP10A-1WMC-700 500mA  
30minutes warm-up

## ISOCANDELA DIAGRAM

Test:U:120.18V I:0.0945A P:11.219W PF:0.9866 Freq:59.98Hz Lamp Flux:889.25x1 lm		
NAME: 2118.565-LEA-09B-DW	TYPE:	WEIGHT:
SPEC.: 3000K	DIM.:	SERIAL No.: 2401030006
MFR.: RISE	SUR.: 0.001319585m2	Shielding Angle:

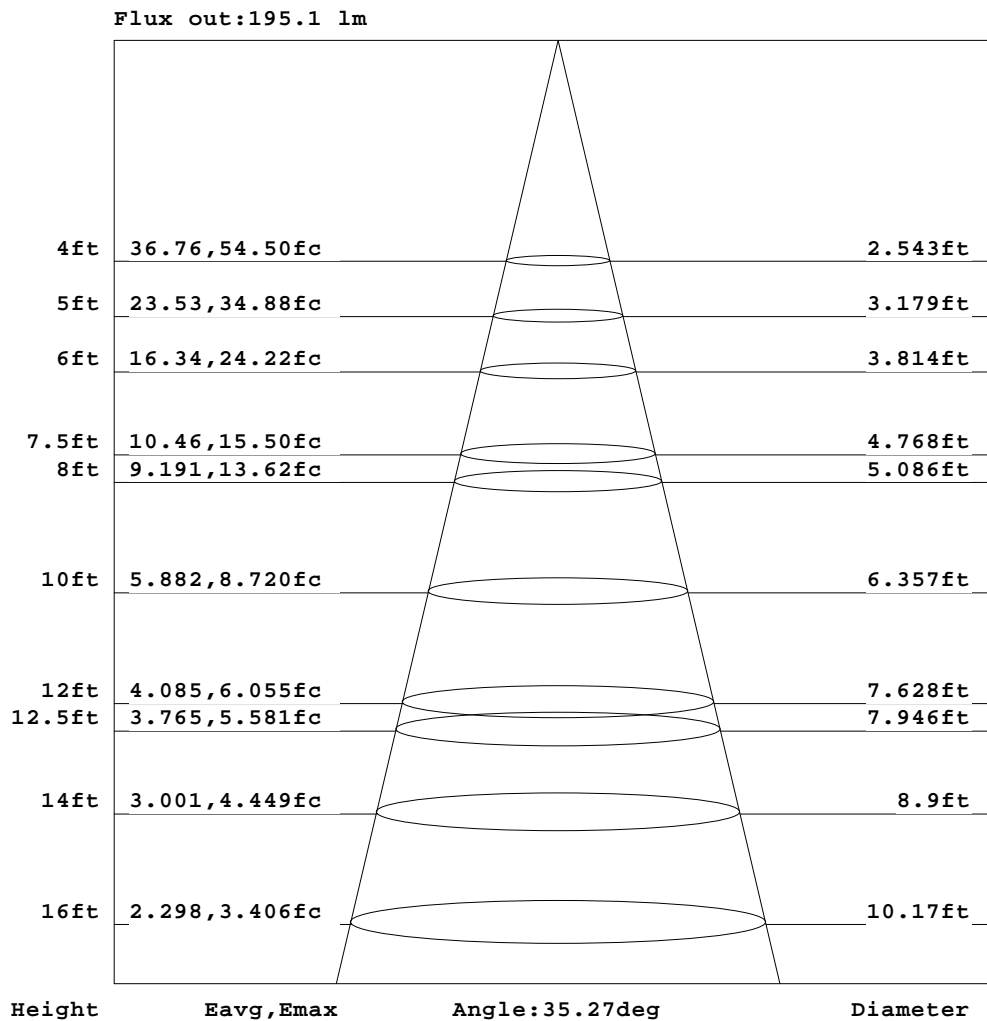


C Range: 0 - 360DEG  
C Interval: 30.0DEG  
Test Speed: HIGH  
Temperature:25.3℃  
Operators:zoe  
Test Date:2024-01-03

γ Range: 0 - 180DEG  
γ Interval: 1.0DEG  
Test System:EVERFINE GO-SPEX500\_V1 SYSTEM V2.00.461  
Humidity:65.0%  
Test Distance:3.160m [K=1.0000]  
Remarks: LAMP:BXRV-DR-1830G-100Z-A-23 Ra:90  
LENS:PM-1103B 36R+DIFFUSER  
DRIVER:PUP10A-1WMC-700 500mA  
30minutes warm-up

## AAI Figure

Test:U:120.18V I:0.0945A P:11.219W PF:0.9866 Freq:59.98Hz Lamp Flux:889.25x1 lm		
NAME: 2118.565-LEA-09B-DW	TYPE:	WEIGHT:
SPEC.: 3000K	DIM.:	SERIAL No.: 2401030006
MFR.: RISE	SUR.: 0.001319585m2	Shielding Angle:



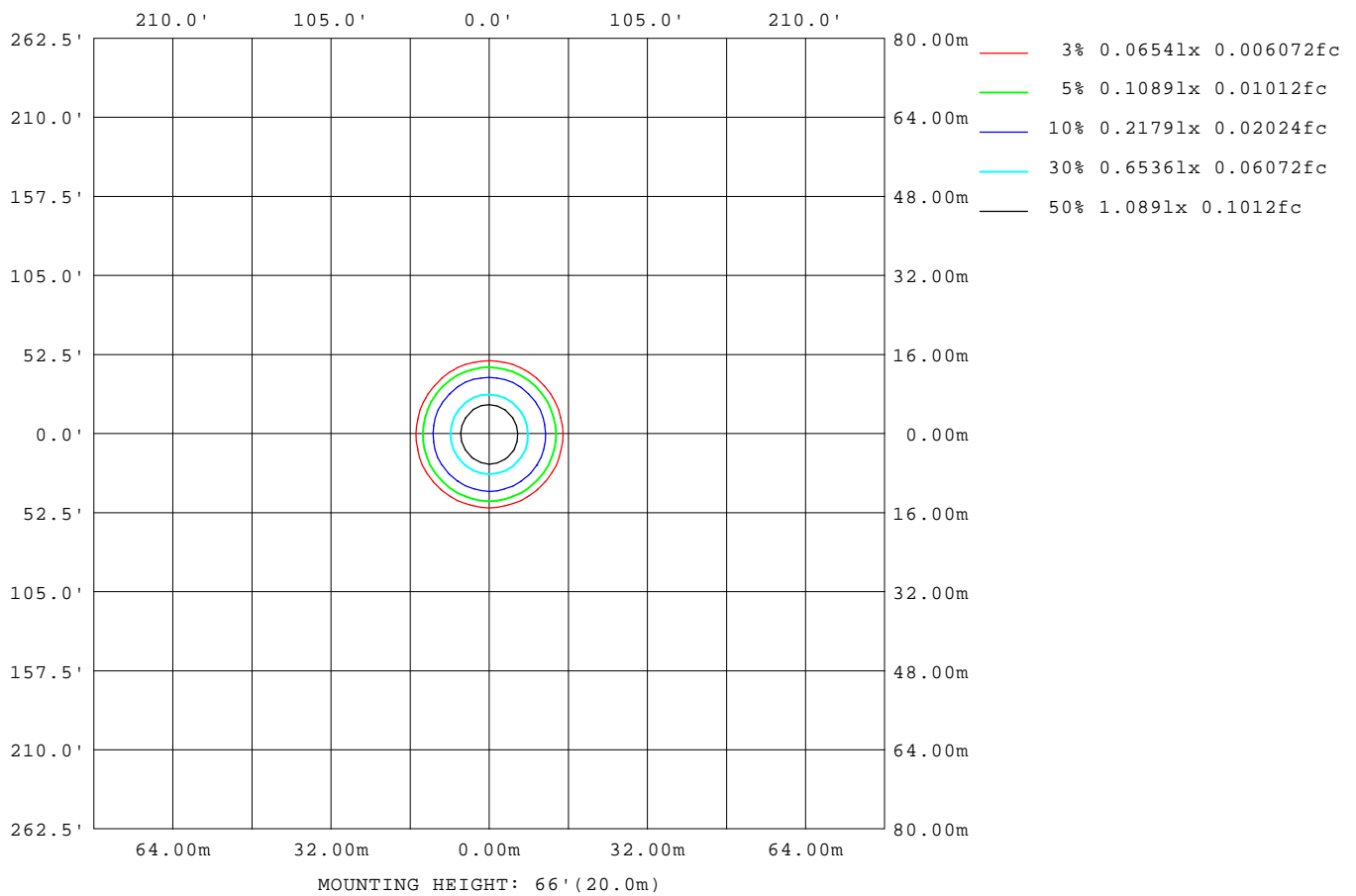
Note: The Curves indicate the illuminated area and the average illumination when the luminaire is at different distance.

C Range: 0 - 360DEG  
C Interval: 30.0DEG  
Test Speed: HIGH  
Temperature: 25.3°C  
Operators: zoe  
Test Date: 2024-01-03

γ Range: 0 - 180DEG  
γ Interval: 1.0DEG  
Test System: EVERFINE GO-SPEX500\_V1 SYSTEM V2.00.461  
Humidity: 65.0%  
Test Distance: 3.160m [K=1.0000]  
Remarks: LAMP: BXR V-DR-1830G-100Z-A-23 Ra: 90  
LENS: PM-1103B 36R+DIFFUSER  
DRIVER: PUP10A-1WMC-700 500mA  
30minutes warm-up

## ISOLUX DIAGRAM

Test:U:120.18V I:0.0945A P:11.219W PF:0.9866 Freq:59.98Hz Lamp Flux:889.25x1 lm		
NAME: 2118.565-LEA-09B-DW	TYPE:	WEIGHT:
SPEC.: 3000K	DIM.:	SERIAL No.: 2401030006
MFR.: RISE	SUR.: 0.001319585m2	Shielding Angle:



C Range: 0 - 360DEG  
C Interval: 30.0DEG  
Test Speed: HIGH  
Temperature:25.3℃  
Operators:zoe  
Test Date:2024-01-03

γ Range: 0 - 180DEG  
γ Interval: 1.0DEG  
Test System:EVERFINE GO-SPEX500\_V1 SYSTEM V2.00.461  
Humidity:65.0%  
Test Distance:3.160m [K=1.0000]  
Remarks: LAMP:BXRV-DR-1830G-100Z-A-23 Ra:90  
LENS:PM-1103B 36R+DIFFUSER  
DRIVER:PUP10A-1WMC-700 500mA  
30minutes warm-up

### LED Avg.L Report

Test:U:120.18V I:0.0945A P:11.219W PF:0.9866 Freq:59.98Hz Lamp Flux:889.25x1 lm		
NAME: 2118.565-LEA-09B-DW	TYPE:	WEIGHT:
SPEC.: 3000K	DIM.:	SERIAL No.: 2401030006
MFR.: RISE	SUR.: 0.001319585m2	Shielding Angle:

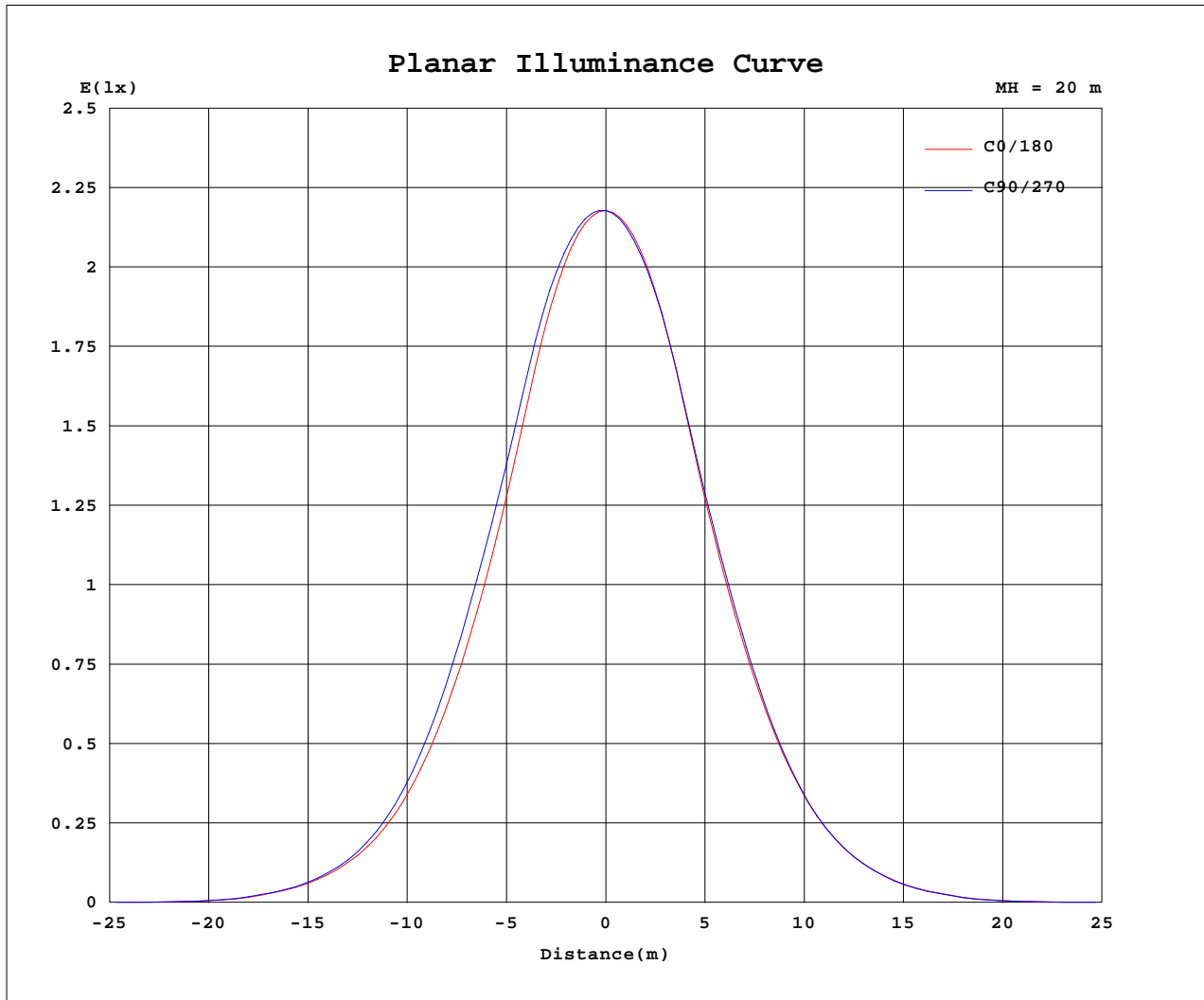
AvgL	cd/m2
L_0~180(65)av	1788
L_0~180(75)av	1293
L_0~180(85)av	1121
L_90~270(65)av	2136
L_90~270(75)av	1334
L_90~270(85)av	1196
L_45(65)av	1986
L_45(75)av	1312
L_45(85)av	1138

Standard: GB/T 29293-2012

C Range: 0 - 360DEG  
C Interval: 30.0DEG  
Test Speed: HIGH  
Temperature:25.3℃  
Operators:zoe  
Test Date:2024-01-03

γ Range: 0 - 180DEG  
γ Interval: 1.0DEG  
Test System:EVERFINE GO-SPEX500\_V1 SYSTEM V2.00.461  
Humidity:65.0%  
Test Distance:3.160m [K=1.0000]  
Remarks: LAMP:BXRV-DR-1830G-100Z-A-23 Ra:90  
LENS:PM-1103B 36R+DIFFUSER  
DRIVER:PUP10A-1WMC-700 500mA  
30minutes warm-up

## Planar Illuminance Curve



C Range: 0 - 360DEG  
 C Interval: 30.0DEG  
 Test Speed: HIGH  
 Temperature: 25.3 °C  
 Operators: zoe  
 Test Date: 2024-01-03

γ Range: 0 - 180DEG  
 γ Interval: 1.0DEG  
 Test System: EVERFINE GO-SPEX500\_V1 SYSTEM V2.00.461  
 Humidity: 65.0%  
 Test Distance: 3.160m [K=1.0000]  
 Remarks: LAMP: BXRV-DR-1830G-100Z-A-23 Ra: 90  
 LENS: PM-1103B 36R+DIFFUSER  
 DRIVER: PUP10A-1WMC-700 500mA  
 30minutes warm-up

## LUMINOUS DISTRIBUTION INTENSITY DATA

Test:U:120.18V I:0.0945A P:11.219W PF:0.9866 Freq:59.98Hz Lamp Flux:889.25x1 lm		
NAME: 2118.565-LEA-09B-DW	TYPE:	WEIGHT:
SPEC.: 3000K	DIM.:	SERIAL No.: 2401030006
MFR.: RISE	SUR.: 0.001319585m2	Shielding Angle:

Table--1

UNIT: cd

C(DEG) γ (DEG)	0	30	60	90	120	150	180	210	240	270	300	330						
0	871	871	871	871	871	871	871	871	871	871	871	871						
5	833	841	843	845	841	834	831	827	829	827	828	831						
10	707	724	735	742	731	714	704	699	707	706	704	704						
15	526	551	566	572	556	535	523	522	534	532	527	522						
20	362	384	399	406	390	370	360	359	371	368	361	357						
25	226	239	248	252	242	232	223	221	229	226	222	221						
30	127	134	137	138	134	130	124	122	126	124	123	123						
35	64.4	67.3	67.7	68.4	67.1	65.9	62.2	61.2	62.3	61.2	61.5	62.0						
40	27.6	28.5	28.2	28.5	28.5	28.4	26.3	26.0	26.4	25.8	26.0	25.9						
45	6.98	7.47	7.44	7.57	7.70	7.84	7.25	7.06	7.19	6.94	6.62	6.40						
50	2.22	2.23	2.18	2.23	2.25	2.31	2.23	2.21	2.24	2.26	2.23	2.15						
55	1.55	1.51	1.45	1.49	1.49	1.56	1.57	1.58	1.57	1.59	1.55	1.54						
60	1.28	1.18	1.15	1.17	1.17	1.21	1.28	1.31	1.37	1.42	1.38	1.32						
65	0.98	0.96	0.98	1.00	0.99	1.00	1.01	1.16	1.30	1.38	1.31	1.15						
70	0.61	0.66	0.70	0.72	0.72	0.71	0.67	0.64	0.67	0.69	0.57	0.58						
75	0.42	0.45	0.48	0.51	0.51	0.49	0.47	0.44	0.42	0.41	0.39	0.39						
80	0.25	0.28	0.30	0.32	0.32	0.31	0.30	0.28	0.26	0.25	0.24	0.24						
85	0.11	0.13	0.14	0.16	0.16	0.16	0.14	0.13	0.12	0.11	0.10	0.10						
90	0.00	0.00	0.00	0.00	0.00	0.00	0.00	0.00	0.00	0.00	0.00	0.00						
95	0.00	0.00	0.00	0.00	0.00	0.00	0.00	0.00	0.00	0.00	0.00	0.00						
100	0.00	0.00	0.00	0.00	0.00	0.00	0.00	0.00	0.00	0.00	0.00	0.00						
105	0.00	0.00	0.00	0.00	0.00	0.00	0.00	0.00	0.00	0.00	0.00	0.00						
110	0.00	0.00	0.00	0.00	0.00	0.00	0.00	0.00	0.00	0.00	0.00	0.00						
115	0.00	0.00	0.00	0.00	0.00	0.00	0.00	0.00	0.00	0.00	0.00	0.00						
120	0.00	0.00	0.00	0.00	0.00	0.00	0.00	0.00	0.00	0.00	0.00	0.00						
125	0.00	0.00	0.00	0.00	0.00	0.00	0.00	0.00	0.00	0.00	0.00	0.00						
130	0.00	0.00	0.00	0.00	0.00	0.00	0.00	0.00	0.00	0.00	0.00	0.00						
135	0.00	0.00	0.00	0.00	0.00	0.00	0.00	0.00	0.00	0.00	0.00	0.00						
140	0.00	0.00	0.00	0.00	0.00	0.00	0.00	0.00	0.00	0.00	0.00	0.00						
145	0.00	0.00	0.00	0.00	0.00	0.00	0.00	0.00	0.00	0.00	0.00	0.00						
150	0.00	0.00	0.00	0.00	0.00	0.00	0.00	0.00	0.00	0.00	0.00	0.00						
155	0.00	0.00	0.00	0.00	0.00	0.00	0.00	0.00	0.00	0.00	0.00	0.00						
160	0.00	0.00	0.00	0.00	0.00	0.00	0.00	0.00	0.00	0.00	0.00	0.00						
165	0.00	0.00	0.00	0.00	0.00	0.00	0.00	0.00	0.00	0.00	0.00	0.00						
170	0.00	0.00	0.00	0.00	0.00	0.00	0.00	0.00	0.00	0.00	0.00	0.00						
175	0.00	0.00	0.00	0.00	0.00	0.00	0.00	0.00	0.00	0.00	0.00	0.00						
180	0.00	0.00	0.00	0.00	0.00	0.00	0.00	0.00	0.00	0.00	0.00	0.00						

C Range: 0 - 360DEG  
C Interval: 30.0DEG  
Test Speed: HIGH  
Temperature:25.3℃  
Operators:zoe  
Test Date:2024-01-03

γ Range: 0 - 180DEG  
γ Interval: 1.0DEG  
Test System:EVERFINE GO-SPEX500\_V1 SYSTEM V2.00.461  
Humidity:65.0%  
Test Distance:3.160m [K=1.0000]  
Remarks: LAMP:BXRV-DR-1830G-100Z-A-23 Ra:90  
LENS:PM-1103B 36R+DIFFUSER  
DRIVER:PUP10A-1WMC-700 500mA  
30minutes warm-up